





Parts Change Notice

Model No. CF-27 Series

Please revise the original parts list in the Service Manual to conform to the change(s) shown herein.

If new part numbers are shown, be sure to use them ordering parts.

Reason for change		*The circled item indicates the reason. If no marking, see the Notes in the bottom column.	
1. Improve performance		1. Item *1, *3 and *4 on the below list should be changed simultaneously.	
2. Change of material or dimension		2. Item *2, *3 and *4 on the below list should be changed simultaneously.	
3. To meet approved specification			
4. Standardization			
5. Addition			
6. Deletion			
7. Correction			
8. Other			
Interchangeability Code		**The circled item indicates the interchangeability. If no marking, see the Notes in the bottom column.	
Parts	Set Production		
A Original New	 Early Late	Original or new parts may be used in early or late production set. Use original parts until exhausted, then stock new parts.	
B Original New	 Early Late	Original parts may be used in early production sets only. New parts may be used in early or late production sets. Use original parts where possible, then stock new parts.	
C Original New	 Early Late	New parts only may be used in early or late production sets. Stock new parts.	
D Original New	 Early Late	Original parts may be used in early production sets only. New parts may be used in late production sets only. Stock both original and new parts.	
E Other			

Part Number						
Model No.	Ref. No.	Original Part No.	New Part No.	Notes(**)	Part Name & Descriptions	Q'TY
CF-27ExxxxM CF-27FC/LBxxxxM	E19 (M)	DFSX1A87WATR	DFSX1A87VATR	1, B	KEYBOARD	1
CF-27LBEKQCM	E19	DFSX1A87XATR	DFSX1A87VATR	1, B	KEYBOARD	1
CF-27EB6GCAX/K1AE	E21 K3	DFWV84A0181	DFWV84A0208	1, B	ASS'Y, TOUCH SCREEN PANEL	1
		DFWV80A0256	DFWV80A0294	1, B	ASS'Y, LCD FRONT CABINET / TOUCH SCREEN PANEL	1
CF-27EB6xDAX/QCXLB xxxxx	E21 K3	DFWV84A0184	DFWV84A0206	1, B	ASS'Y, TOUCH SCREEN PANEL	1
		DFWV80A0266	DFWV80A0295	1, B	ASS'Y, LCD FRONT CABINET / TOUCH SCREEN PANEL	1
CF-27EBAGNCM	E21 K3	DFWV84A0189	DFWV84A0207	1, B	ASS'Y, TOUCH SCREEN PANEL	1
		DFWV80A0280	DFWV80A0296	1, B	ASS'Y, LCD FRONT CABINET / TOUCH SCREEN PANEL	1
CF-27Ex6xCAX/K1AE/K2 AE	K1	DFWV80A0257	DFKM8135ZB-0	8, A	ASS'Y, CABINET, TOP	1
CF-27xxxxxxx	K43/K2-17	DFWV70A0106	DFWV70A0108	1, B	ASS'Y, POWER BUTTON	1
CF-27EBAGNCM	K151	DL3MA0144BAA *1	DL3MA0144BAB	1, B	ASS'Y ANTENNA	1
CF-27LBEK/EB6GQCM	K151	DL3MA0144CAA *2	DL3MA0144CAB	1, B	ASS'Y ANTENNA	1
CF-27EBAGNCM/27LBE	K183	DFHR5780ZA *3	DFHR5780YA	1, B	HOLDER, ANTENNA	1
K/EB6GQCM	K231	XSB26+4FZ *4	--	5, B	SCREW	1 2

File this Parts Change Notice with your copy of the Service Manual.