








# Parts Change Notice

Model No. **CF-27 Series**

Please revise the original parts list in the Service Manual to conform to the change(s) shown herein.

If new part numbers are shown, be sure to use them ordering parts.

<i>Reason for change</i>		*The circled item indicates the reason. If no marking, see the Notes in the bottom column.	
1. Improve performance			
2. Change of material or dimension			
3. To meet approved specification			
4. Standardization			
5. Addition			
6. Deletion			
7. Correction			
8. Other			
<i>Interchangeability Code</i>		**The circled item indicates the interchangeability. If no marking, see the Notes in the bottom column.	
Parts		Set Production	
A	Original New	 Early Late	Original or new parts may be used in early or late production set. Use original parts until exhausted, then stock new parts.
B	Original New	 Early  Late	Original parts may be used in early production sets only. New parts may be used in early or late production sets. Use original parts where possible, then stock new parts.
C	Original New	 Early  Late	New parts only may be used in early or late production sets. Stock new parts.
D	Original New	 Early  Late	Original parts may be used in early production sets only. New parts may be used in late production sets only. Stock both original and new parts.
E	Other		

<i>Part Number</i>						
Model No.	Ref. No.	Original Part No.	New Part No.	Notes(**)	Part Name & Descriptions	Q'TY
CF-27EJ6K3AE	A5	DFJS535ZA	DFJS954ZA	4, A	MODEM CABLE	1
CF-27LBAA59ZL						

File this Parts Change Notice with your copy of the Service Manual.