






# Parts Change Notice

Model No. CF-27 Series

Please revise the original parts list in the Service Manual to conform to the change(s) shown herein.

If new part numbers are shown, be sure to use them ordering parts.

| <i>Reason for change</i>           |   | *The circled item indicates the reason. If no marking, see the Notes in the bottom column.   |  |
|------------------------------------|---|--|--|
| 1. Improve performance             |   | 1. When use item *1 on the below list, the HEAT PIPE should be reused.   |  |
| 2. Change of material or dimension |   | 2. Item *2 and *3 on the below list should be changed simultaneously   |  |
| 3. To meet approved specification  |   |  |  |
| 4. Standardization                 |   |  |  |
| 5. Addition                        |   |  |  |
| 6. Deletion                        |   |  |  |
| 7. Correction                      |   |  |  |
| 8. Other                           |   |  |  |
| <i>Interchangeability Code</i>     |   | **The circled item indicates the interchangeability. If no marking, see the Notes in the bottom column.  |  |
| Parts                              | Set Production  |  |  |
| A Original<br>New                  |  Early<br>Late   | Original or new parts may be used in early or late production set.<br>Use original parts until exhausted, then stock new parts.  |  |
| B Original<br>New                  |  Early<br>Late  | Original parts may be used in early production sets only. New parts may be used in early or late production sets. Use original parts where possible, then stock new parts. |  |
| C Original<br>New                  |  Early<br>Late | New parts only may be used in early or late production sets.<br>Stock new parts.   |  |
| D Original<br>New                  |  Early<br>Late | Original parts may be used in early production sets only. New parts may be used in late production sets only. Stock both original and new parts.                           |  |
| E Other                            |   |  |  |

| <i>Part Number</i>     |   |                    |                 |           |  |      |
|------------------------|---|--------------------|-----------------|-----------|--|------|
| Model No.              | Ref. No.  | Original Part No.  | New Part No.    | Notes(**) | Part Name & Descriptions   | Q'TY |
| CF-27Rx/Ex/FCx<br>xxxx | A4 / A5  | CF-AA1639AM1       | CF-AA1639AM3    | 8, A      | AC ADAPTER   | 1    |
| CF-27EJ6K3AE           | K2  | DFKF8125WB-0       | DFKF8125VE-0 *1 | 8, E      | ASS'Y, CABINET, BOTTOM → ASS'Y,<br>CABINET, BOTTOM (without HEAT PIPE) | 1    |
| CF-27RJ/EJxxxx         | K3  | DFWV80A0251        | DFWV80A0251     | --        | CABINET, LCD FRONT   | 1    |
|                        | K3-1  | --                 | DFGP0182ZA      | 5, E      | LCD PANEL  | 0→1  |
|                        | K3-2  | --                 | DFHG1217ZA      | 5, E      | LCD SPACER A   | 0→2  |
|                        | K3-3  | --                 | DFHG1218ZA      | 5, E      | LCD SPACER B   | 0→2  |
| CF-27R/Exxxxxx         | (PCB, MAIN)<br>CN2/CN3  | DFJP123ZA144       | K1MME4B00012    | 1, B      | CONNECTOR, FOR RAM CARD  | 1    |
| CF-27FCxxxxx           | CN3   | DFJP172YA144       | K1MME4B00012    | 1, B      | CONNECTOR, FOR RAM CARD  | 1    |
| CF-27EBxxDA/Q<br>Cx    |   |                    |                 |           |  |      |
| CF-27Ex/FCxxxx<br>x    | R160  | --                 | *2 ERJ3GEYJ223V | 5, B      | RESISTOR, 1/16W, 22KΩ  | 0→1  |
|                        | R399  | ERJ3GEY0R00V<br>*3 | ERJ3GEYJ102V    | 1, B      | RESISTOR, 1/16W, 0Ω→1KΩ  | 1    |

File this Parts Change Notice with your copy of the Service Manual.