





# Parts Change Notice

## Model No. CF-27

Please revise the original parts list in the Service Manual to conform to the change(s) shown herein.

If new part numbers are shown, be sure to use then ordering parts.

<i>Reason for change</i>		*The circled item indicates the reason. If no marking, see the Notes in the bottom column.	
1. Improve performance			
2. Change of material or dimension			
3. To meet approved specification			
4. Standardization			
5. Addition			
6. Deletion			
7. Correction			
8. Other			
<i>Interchangeability Code</i>		**The circled item indicates the interchangeability. If no marking, see the Notes in the bottom column.	
Parts	Set Production		
A Original New	 Early Late		Original or new parts may be used in early or late production set. Use original parts until exhausted, then stock new parts.
B Original New	 Early Late		Original parts may be used in early production sets only. New parts may be used in early or late production sets. Use original parts where possible, then stock new parts.
C Original New	 Early Late		New parts only may be used in early or late production sets. Stock new parts.
D Original New	 Early Late		Original parts may be used in early production sets only. New parts may be used in late production sets only. Stock both original and new parts.
E Other			

<i>Part Number</i>						
Model No.	Ref. No.	Original Part No.	New Part No.	Notes(**)	Part Name & Descriptions	Q'TY
CF-27FCxxxx	E18	L5BDDQ00001	DL5KM0146AAA	4,A	A'SSY LCD	1
CF-27EB6GQCM	A3	DFKH1009YA	DFKH1009XA	1,A	HANDLE BELT	1
CF-27Ex6xxxx	E13	N3CABLC00001	N3CABLD00002	4,A	HDD	1
CF-27EB/EAxxxx	E19	DFSX1A87ZATR	DFSX1A87WATR	1,A	KEYBOARD	1
CF-27EB/EJ/FC/ LBxxxx	--	--	DFHS9010ZA	5,E	WIPE CLOTH FOR LCD	1
CF-27EB/FC/ LBxxxx	--	--	DFHR9039ZA-0	5,E	PEN FOR TOUTCH PANEL	1
CF-27EB/FC/ LBxxxx	--	--	DFQX1375ZA	5,E	LEAFLET, PEN FOR TOUTCH PANEL	1
CF-27EB/FC/ LBxxxx	K228	DFHE5023XA	DFHE5023WA	1,A	SCREW	6
CF-27EB/EJ/ FCxxxx	K117	DFQT9710ZA	DFQT9718ZA	4,A	MODEM LABEL	1
CF-27FCCxxxx	K24	DFBS9001ZA-0	DFBS9001YA-0	1,A	LCD LATCH	1
CF-27LBAGHEM	--	ECUV1H470JCV (PCB,MAIN)	ECUV1H470JCV	1,C	CAPACITOR(Addition ,C350,C351)	8→10
CF-27LBAGHEM	--	ERJ3GEY0R00V (PCB,MAIN)		1,C	RESISTOR(Deletion ,R316,R478)	6→4
CF-27LBAGHEM	--	--	DDB5Z034B-Y	1,C	RESISTOR(Addition,R316,R478)	0→2
CF-27series	--	DFHE5025ZA	DFHE5025XA	1,A	SCREW	--
CF-27series	--	DFHE5076ZA	DFHE5076YA	1,A	SCREW	--

File this Parts Change Notice with your copy of the Service Manual.